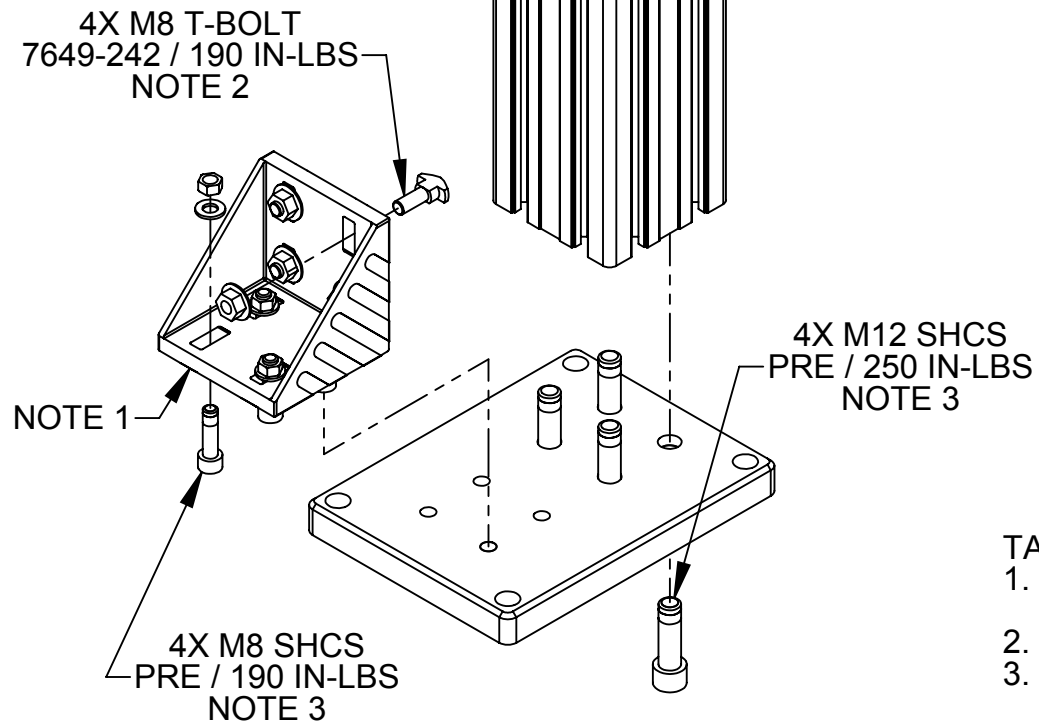
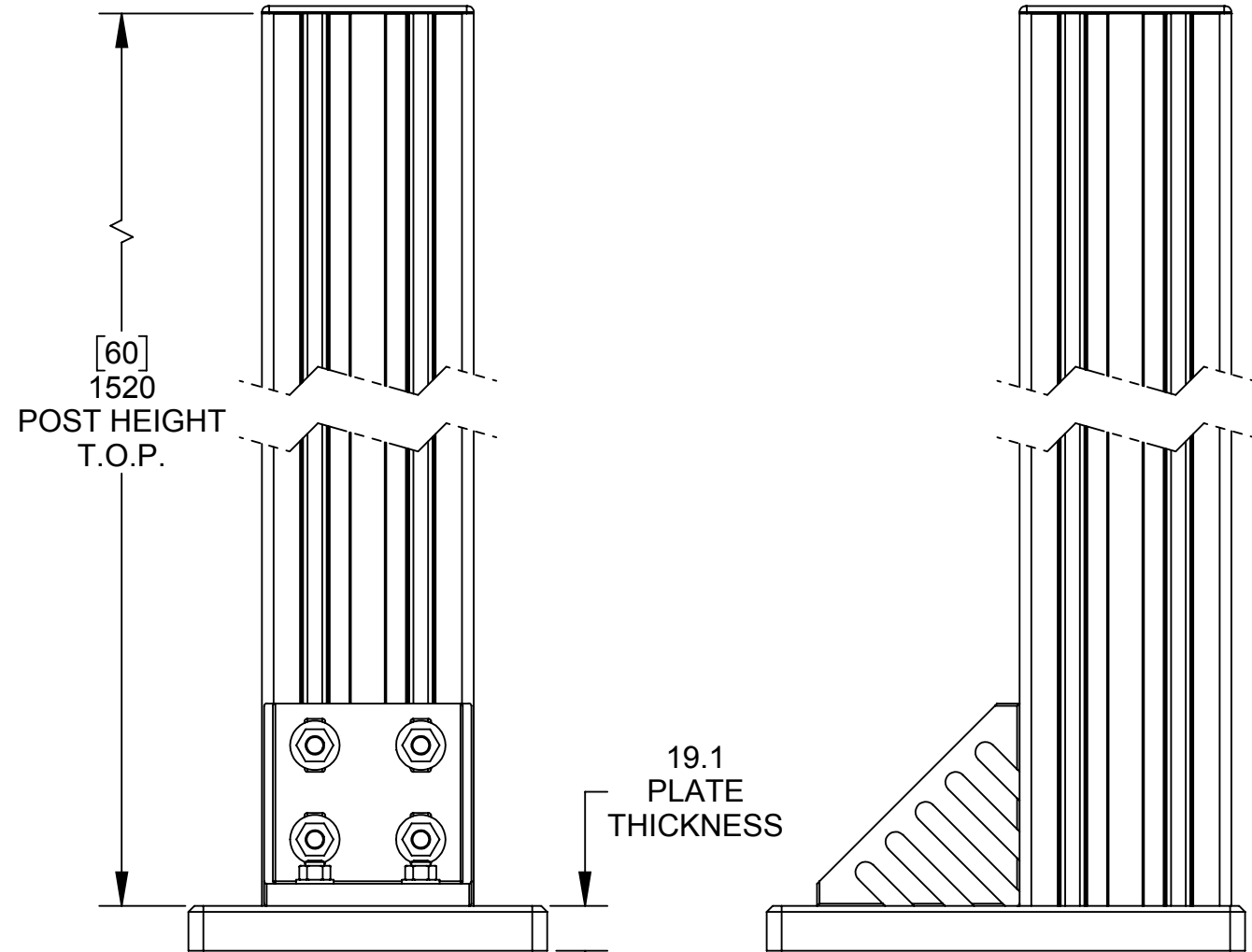
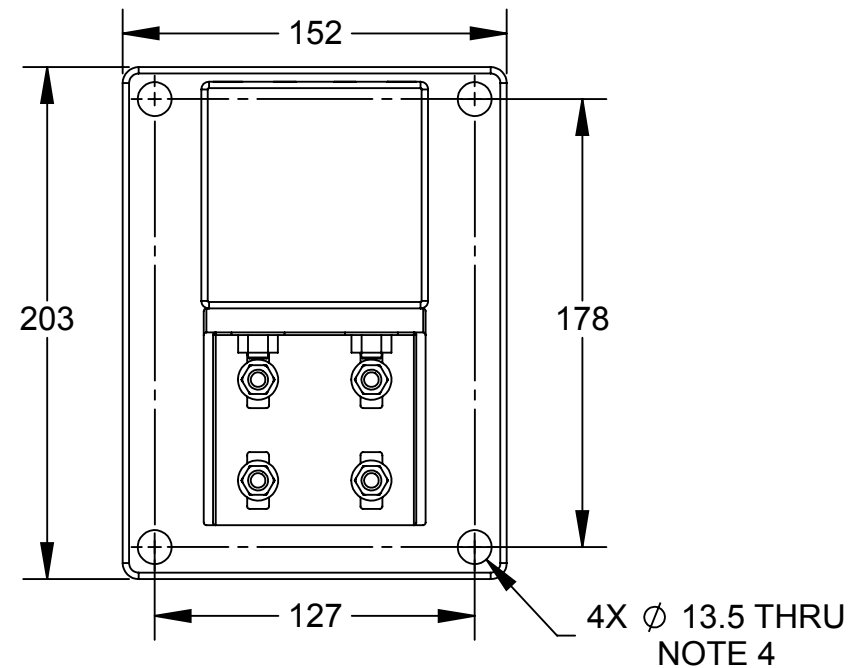
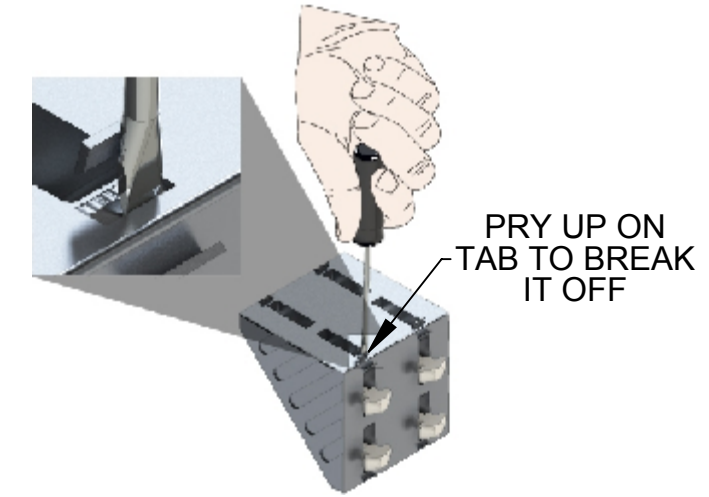
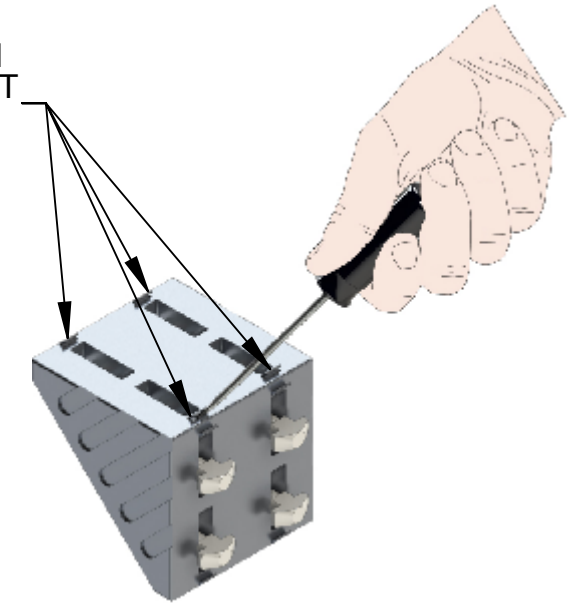


REV.	DESCRIPTION	INITIATOR	DATE
01	INITIAL RELEASE	BPM	7/28/2020



REMOVE THE TABS ON THE GUSSET FACE THAT WILL CONTACT THE BASE ASSEMBLY



- TAB REMOVAL INSTRUCTIONS:
1. INSERT A SCREW DRIVER INTO THE SLOT UNDER THE TAB.
 2. PRY UP ON THE TAB TO BREAK IT OFF.
 3. REMOVE ANY BURRS THAT MAY NOT ALLOW FLUSH CONTACT TO THE BASE ASSEMBLY.

- NOTES:
1. CUSTOMER TO REMOVE GUSSET TABS FROM THE MATING SURFACE THAT CONTACTS THE BASE ASSEMBLY.
 2. CUSTOMER TO USE LOCTITE OR SIMILAR THREAD LOCKER AND TORQUE FASTENERS TO LISTED TORQUE VALUE.
 3. CUSTOMER TO INSTALL PRE-APPLIED FASTENERS AND TORQUE TO LISTED TORQUE VALUE.
 4. PROVIDES CLEARANCE FOR M12 OR SMALLER METRIC BOLTS AND 1/2" OR SMALLER STANDARD BOLTS.

ITEM NO.	QTY	PART NUMBER	DESCRIPTION
1	1	9120-TSS-PM-3434	TSS POST MODULE, 1520mm (60") POST HEIGHT, 90 X 90 POST

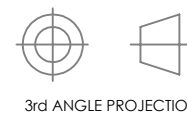
NOTES: UNLESS OTHERWISE SPECIFIED.

DO NOT SCALE DRAWING. ALL DIMENSIONS ARE IN MILLIMETERS.



1031 Goodworth Drive, Apex, NC 27539, USA
Tel: +1.919.772.0115 www.ati-ia.com
Fax: +1.919.772.8259 ISO 9001 Registered Company

PROPERTY OF ATI INDUSTRIAL AUTOMATION, INC. NOT TO BE REPRODUCED IN ANY MANNER EXCEPT ON ORDER OR WITH PRIOR WRITTEN AUTHORIZATION OF ATI.



DRAWN BY: B. McCall, 07/28/2020

CHECKED BY: D. Thomas, 07/29/2020

PROJECT # 200721-2 SHEET 1 OF 1

TITLE
TSS Post Module, 1520mm (60") Post Height, 90 X 90 Post Drawing

SCALE	SIZE	DRAWING NUMBER	REVISION
1:3	B	9630-20-TSS-PM-3434	01